



ETIP SNET PLAN.  
INNOVATE.  
ENGAGE.



# European Technology and Innovation Platform Smart Networks for Energy Transition 2<sup>nd</sup> Regional Workshop 2021

**Innovation radar assessment of projects by  
WG5: INNOVATION IMPLEMENTATION IN THE BUSINESS  
ENVIRONMENT**

Venizelos Efthymiou  
Mahboubeh Hortamani  
ETIP SNET WG5  
22 June 2021

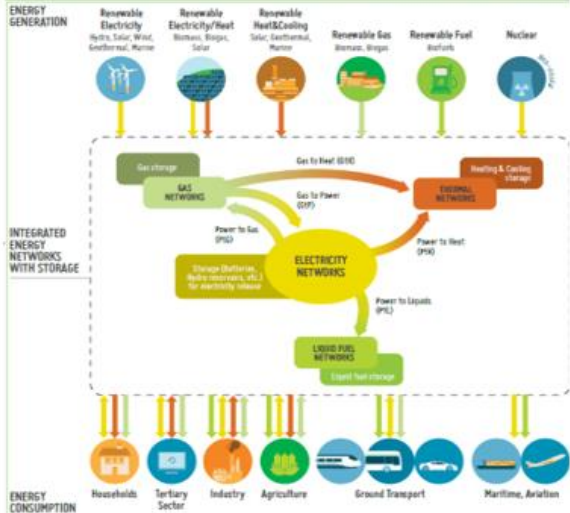


# About WG5

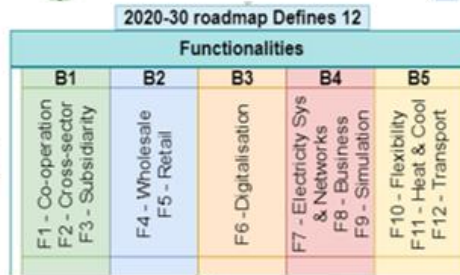
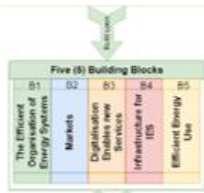
**Objective:** Mobilize experts in support of R&I work in EU to reach the market and to this effect work closely with all WGs of ETIP SNET to utilize project results in support of R&I needs for the years to come. To this effect, work for the establishment of a multifunctional platform through which work with experts will be enhanced and reporting of project results much more targeted and fruitful.

- Build **homogeneity in the analysis** of projects, work done, and lessons learned  
⇒ Create a common platform
- Build a universal approach in the taxonomy of technologies that constitute the evolution of functionalities in building the smart networks of 2050 in support of the energy transition.
- Build a methodology to **judge system needs** in the energy transition capable of identifying tangible needs for building on progress made and give feedback to the other WGs for populating their R&I needs in the years ahead;

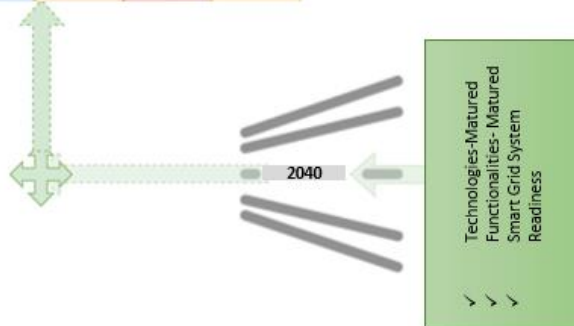
# Vision 2050 (Decarbonised Integrated Energy System)



Vision Re-evaluation every 15-20 years




System maturity  
A flexible and adaptable methodology



The results of projects are a valuable source for capturing the maturity of technology evolution contributing to the maturity of the functionalities! The rolling process as build in the EIRIE platform that is planned to go live early July 2021, aims to help the identification of R&I needs to populate the Ten-year Plan and subsequently the Vision of ETIP SNET.

# Purpose of the self-assessment



## ➤ ***In line with the Innovation Radar assessment***

- Promoting and showcasing emerging innovations resulting from H2020 projects
- Bringing together innovative solutions owners and investors/ incubators for facilitating the “go-to-market route”


## ➤ ***...and beyond the Innovation Radar***

- Further deep-diving to the innovation and go-to-market enablers of most prominent solutions
- A variety of new parameters enabling more detailed (self-) assessment and revelation (self-understanding) of:
  - Strong “go-to-market” aspects and enablers
  - Aspects and enablers that need to be further improved and require further analysis and elaboration
- Promote the creation of a business ecosystem, not only for business-ready solutions, but also for promising ones that underperform in certain enabling aspects.

## ➤ ***What is on for BRIDGE and ETIP-SNET?***

- A tool to collectively analyse and assess the level of business maturity of certain clusters of technologies
- Valuable input for fine-tuning Roadmaps, Implementation Plans and WGs/ TFs activities

# Key features of the self-assessment questionnaire



## ➤ **To whom and prerequisites**

- R&I project managers/results owners
- It requires about 30-40 min to go through a digital questionnaire dealing with a wide range of aspects of 'Innovation support to the market uptake'

## ➤ **A multiple-choice questionnaire to assess the market uptake process of your project**

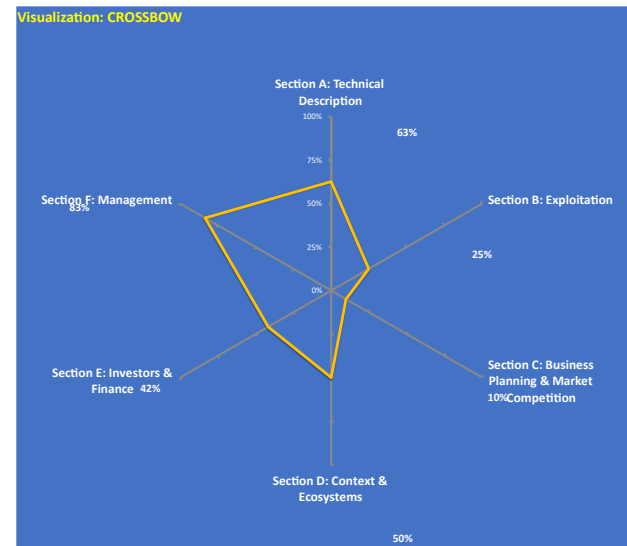
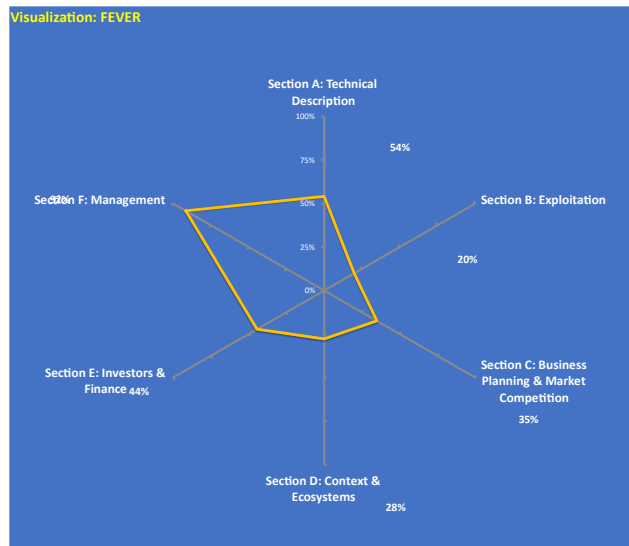
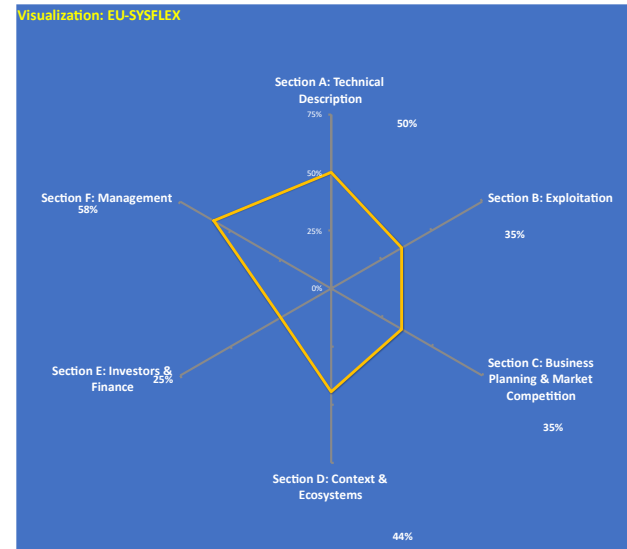
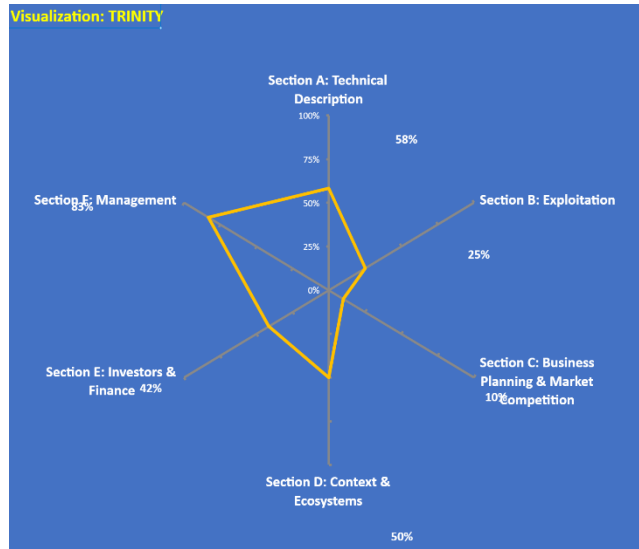

- 36 questions organized into six main areas covers the innovation facilitation




- Each answer is rated and an overall mark [0..1] is provided to each of the six areas
- A maximum theoretical mark of 1 for one area indicates some path to improvement for each action

=> e.g. on the identification and validation of the main source of income, on the specific identification of the early adopters, and on possible agreements already in place, etc.

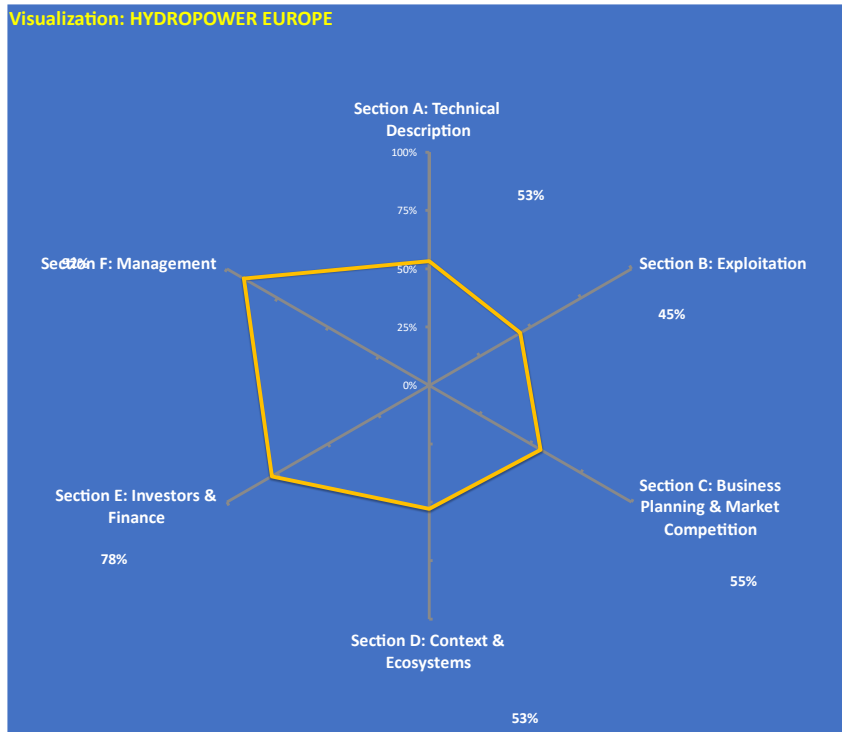
# Feedback Visualization: Energy Systems



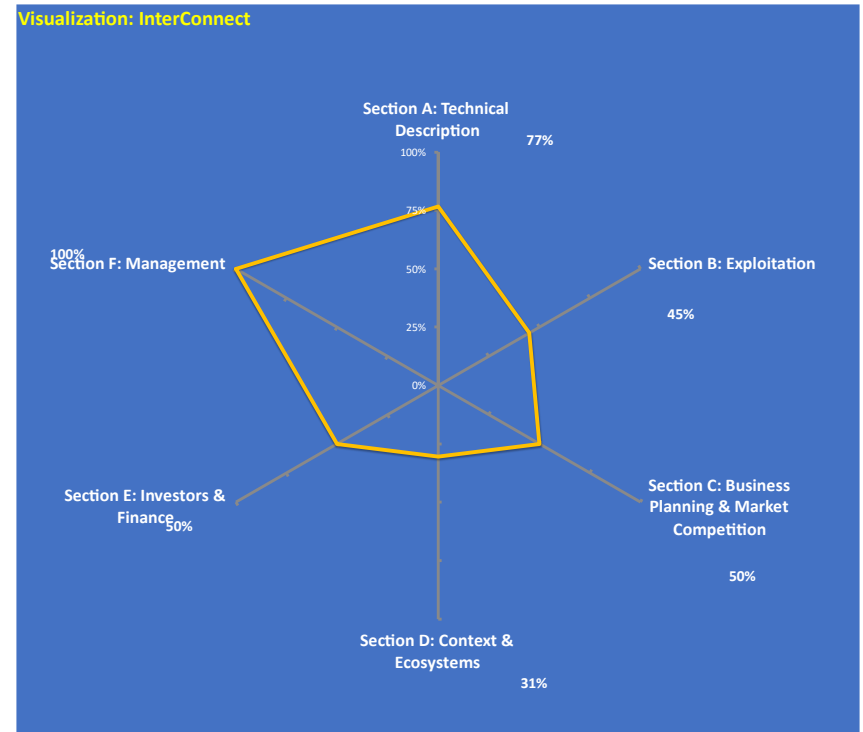
# Feedback Visualization: Digitalization & Integrated Energy Network



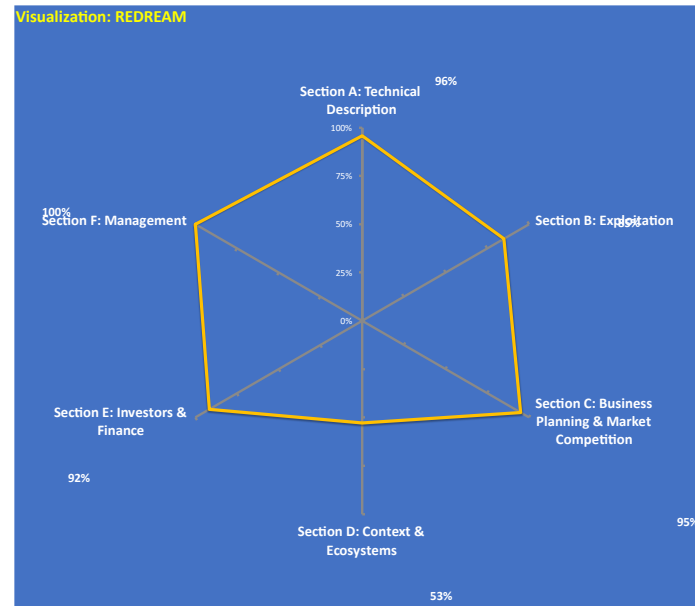
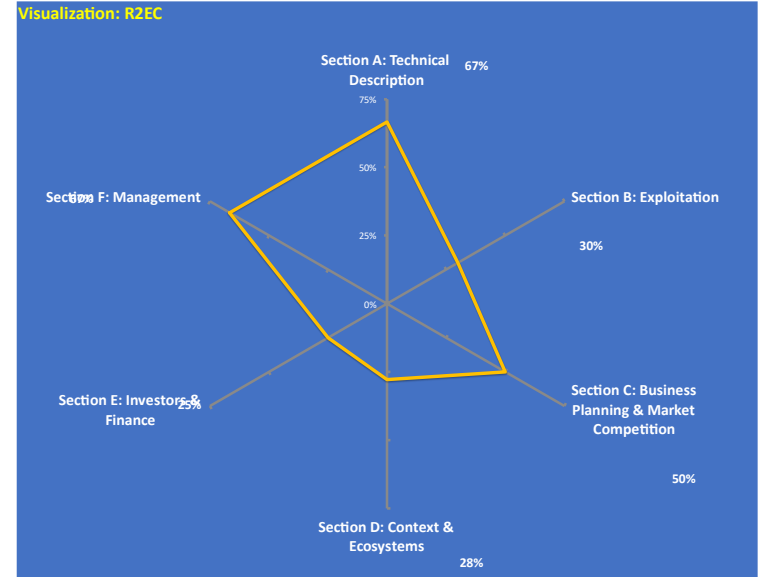
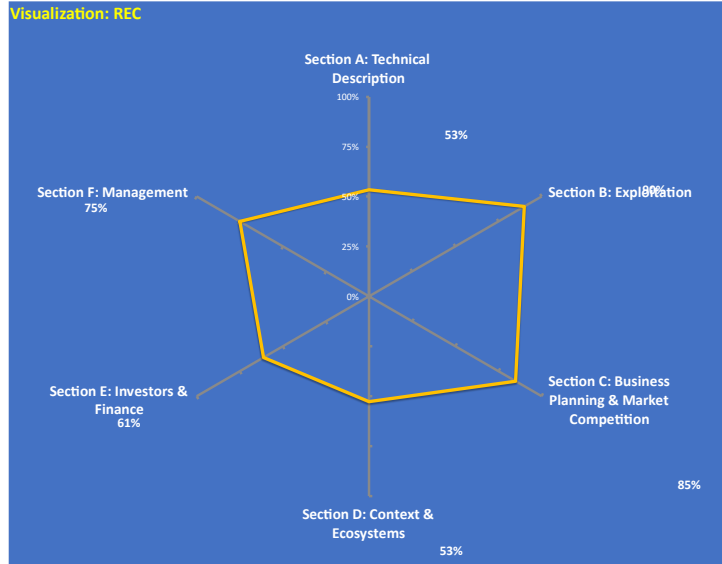
Visualization: HYDROPOWER EUROPE



Visualization: InterConnect



# Feedback Visualization: Consumer & Citizen Engagement







ETIP SNET PLAN.  
INNOVATE.  
ENGAGE.



# Thank you for your attention

